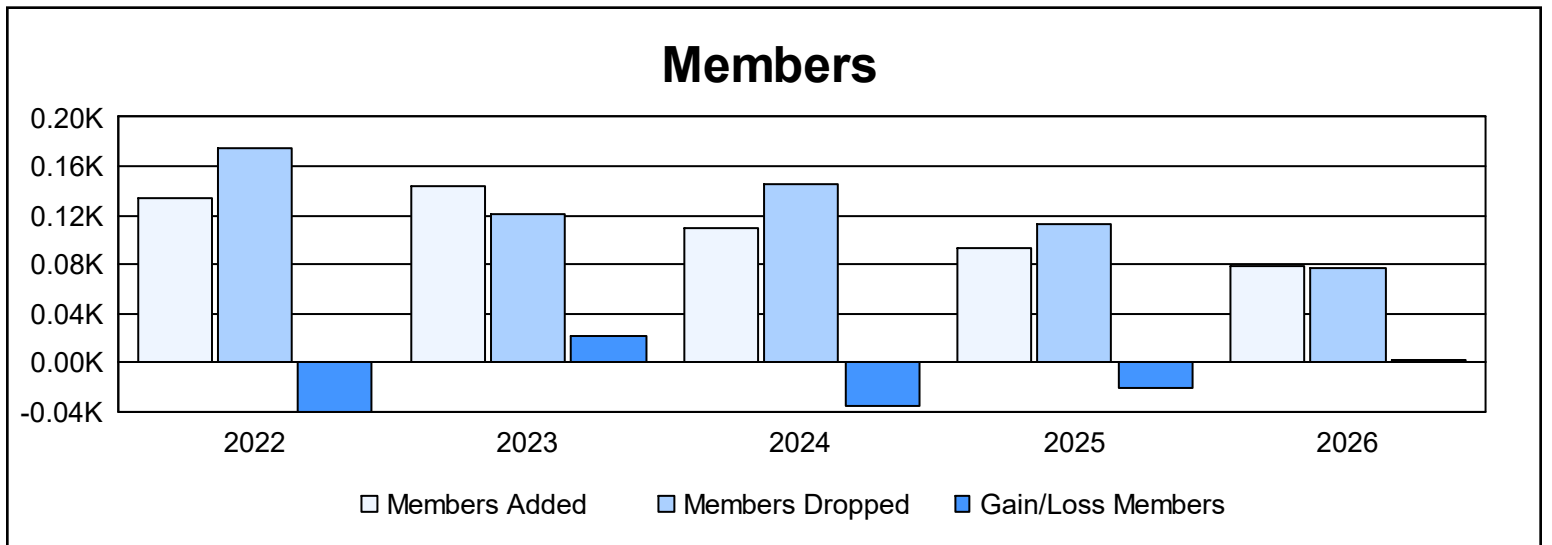
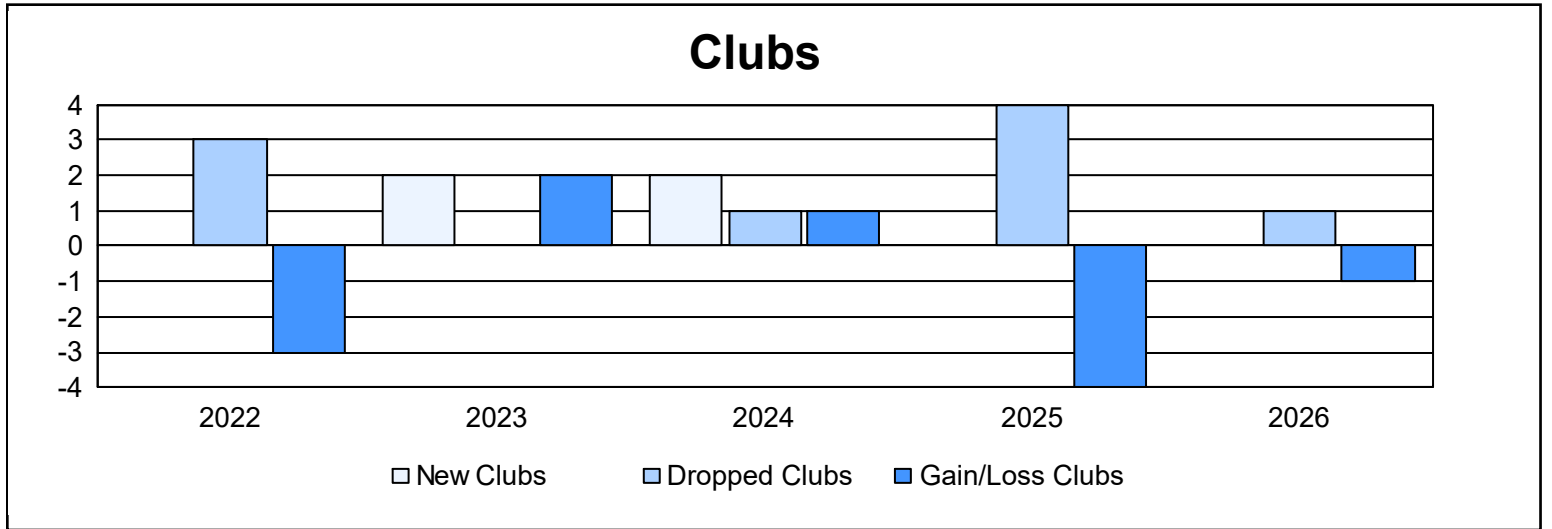
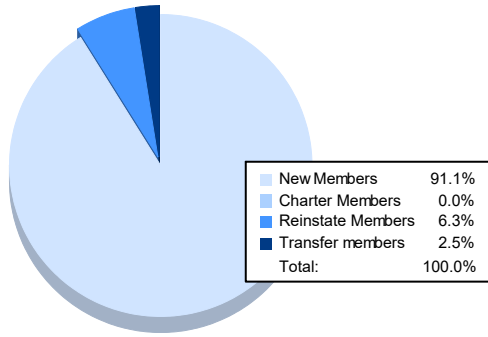


Year	New Clubs	Dropped Clubs	Gain/ Loss Clubs	New Members	Charter Members	Reinstate Members	Transfer Members	Total Member Added	Total Members Dropped	Gain/ Loss Members
2021-2022	0	3	-3	125	1	2	6	134	174	-40
2022-2023	2	0	2	105	34	4	0	143	121	22
2023-2024	2	1	1	60	41	4	5	110	145	-35
2024-2025	0	4	-4	87	0	3	3	93	113	-20
2025-2026	0	1	-1	72	0	5	2	79	77	2
<b>Average</b>	<b>1</b>	<b>2</b>	<b>-1</b>	<b>90</b>	<b>15</b>	<b>4</b>	<b>3</b>	<b>112</b>	<b>126</b>	<b>-14</b>



### Membership Composition May 2026 Cumulative



### Gender Composition May 2026 Cumulative

